


Logic Gates

Overview


This page gives a brief description of the principal logic gates, a detailed description will be found in Wikipedia by clicking on each of the images. A more detailed overview is in [Wikipedia here](#).

[Return to main Glossary index](#)


AND


 Boolean operator which is used to join two or more statements so that the final statement is true only if the individual statements are all true. Thus $(X > 1) \text{AND} (X < 2)$ is true if X is between 1 and 2.


OR


 Boolean operator which is used to join two statements so that the final statement is true if either of the individual statements are true.


NAND


 Boolean operator which is used to join two statements so that the final statement is false only if the individual statements are all true. Inverted AND.


NOR


 Boolean operator which is used to join two statements so that the final statement is false if either of the individual statements are true. Inverted OR.

XOR


 Exclusive OR. Boolean operator which is used to join two statements so that the final statement is true if one or other of the individual statements are true but not both.

NOT


 In digital logic, an inverter or NOT gate is a logic gate which implements logical negation.

From:
https://www.merg.org.uk/merg_wiki/ - **Knowledgebase**

Permanent link:
https://www.merg.org.uk/merg_wiki/doku.php?id=glossary:logicgates&rev=1378381664

Last update: **2014/11/11 13:28**

